



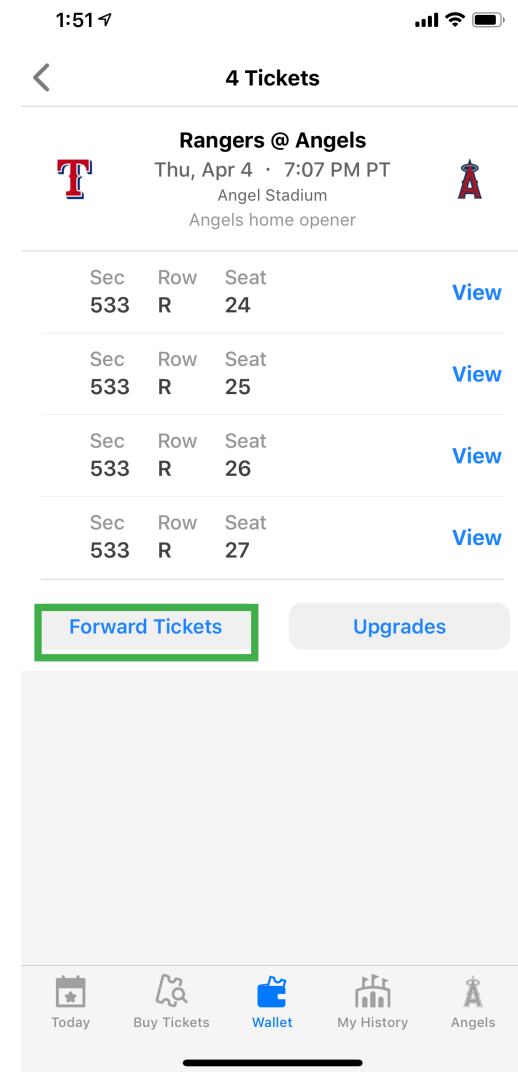
HOW TO FORWARD TICKETS

Meeting family or friends at Angel Stadium? You can easily forward one or multiple ticket(s) to them via the Ballpark app by tapping the “Forward Tickets” icon.

Mobile tickets can be forwarded via email or a messaging link. When you forward a ticket, it will still appear on the list of tickets in your Ballpark app, but it will not feature a mobile barcode.

Mobile tickets without barcodes cannot be used for entry into Angel Stadium. Once accepted by the recipient, a new mobile barcode will render in their Ballpark App.

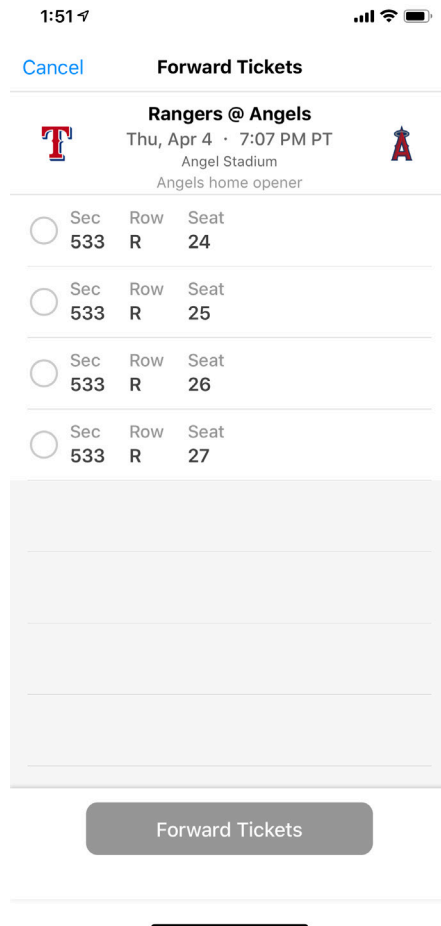
You may choose to cancel a forwarded ticket and have it reinstated as a live mobile ticket in your Ballpark app. Instructions on how to cancel a forwarded ticket are provided on a later page.



For any additional questions, please call 714-4-ANGELS.



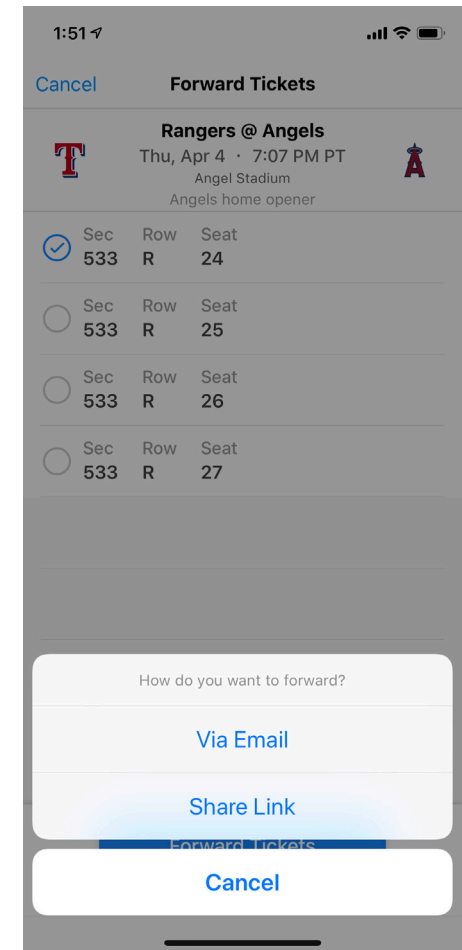
HOW TO FORWARD TICKETS VIA EMAIL



To forward a single ticket via email, enter the recipients email address directly.

The recipient will be sent an email notifying him or her that you have sent mobile ticket(s).

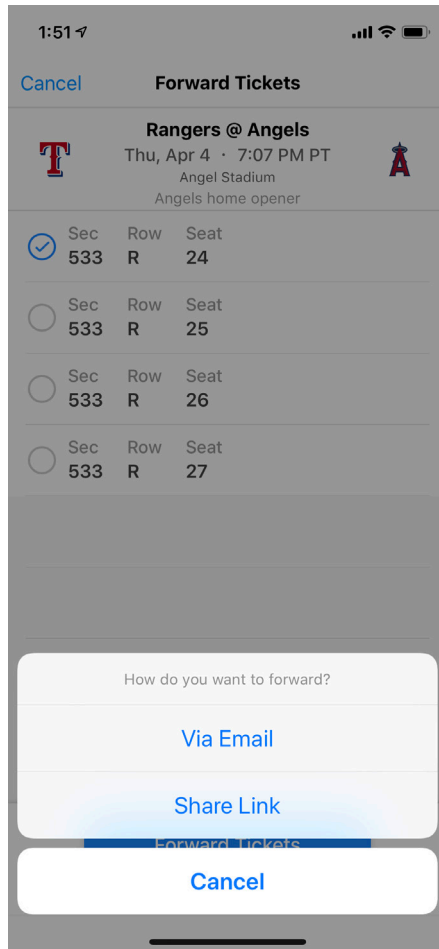
The recipient must click “Access Tickets” in that email in order to receive the ticket(s).



For any additional questions, please call 714-4-ANGELS.



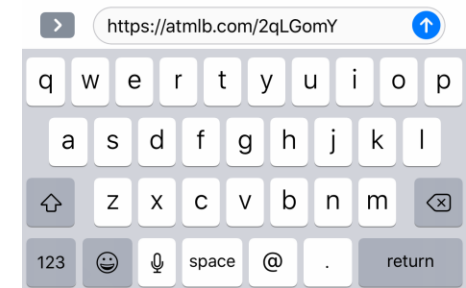
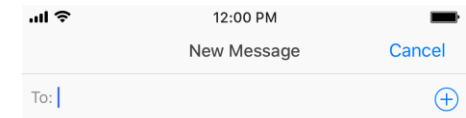
HOW TO FORWARD TICKETS VIA TEXT



If you do not know a recipient's email address, or they do not have current access to their email, you can share a ticket via messaging link by selecting the "Share" option.

Simply select that recipient from your address book or enter their mobile phone number.

They will receive a text with a link to accept that mobile ticket.



For any additional questions, please call 714-4-ANGELS.